



_____ inches Head Circumference



_____ inches Ear to Ear _____ inches



_____ inches Shoulder Width Front



_____ inches Shoulder Width Back _____ inches



_____ inches Scye to Scye



_____ inches Shoulder Seam _____ inches



_____ inches Armseye



_____ inches Chest _____ inches




_____ inches Waist



_____ inches Hip (High) _____ inches



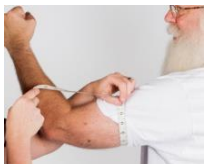
_____ inches Hip (Low)



_____ inches Suit Length _____ inches



_____ inches Full Sleeve Length



_____ inches Arm - Bicep _____ inches






_____ inches Arm - Wrist



Outseam to Floor _____ inches



_____ inches Outseam to Above Knee




Outseam to Below Knee _____ inches



_____ inches Outseam to Midcalf



Inseam to Floor _____ inches



_____ inches Inseam to Above Knee



Inseam to Below Knee _____ inches



_____ inches Inseam to Midcalf



Rise _____ inches

J&R Santapprises